

How to register for COF Member Portal Access

1. Click on "Member Login" to be taken to the Member Portal - <https://www.catholicforester.org/>

Bringing Catholic Values to Life

AGENT LOCATOR MEMBER LOGIN AGENT LOGIN RELEVANT RADIO - LISTEN LIVE

CATHOLIC ORDER OF FORESTERS
A CATHOLIC FRATERNAL BENEFIT LIFE INSURANCE SOCIETY SINCE 1883

What We Do ▾ Why Choose Us? ▾ Our Impact ▾ For Members ▾ National Convention ▾ Contact Us

Find an Agent

Protecting Catholics since 1883

Bringing Catholic Values to Life

When you're rooted in faith, your choices matter. Choose life insurance that honors your Catholic principles.

We value your privacy

We use cookies to ensure that we give you the best experience on our website. By clicking "Accept All", you consent to our use of cookies.

Reject All Accept All

Fraternal Outreach

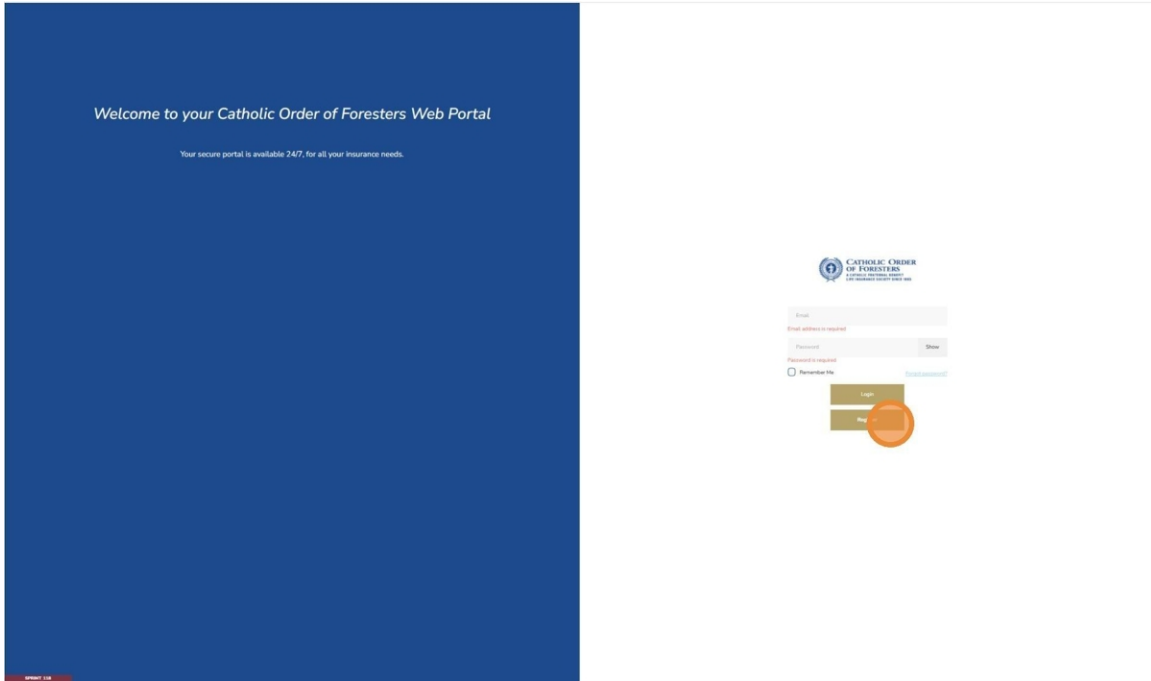
Our Fraternal Outreach program is a year-round effort to feed people spiritually.

Over \$4 Billion of Insurance In Force

Catholic Order of Foresters is a financially stable life insurance

life insurance offers, show your family how much you love

2. Click on "Register" to complete the registration process.


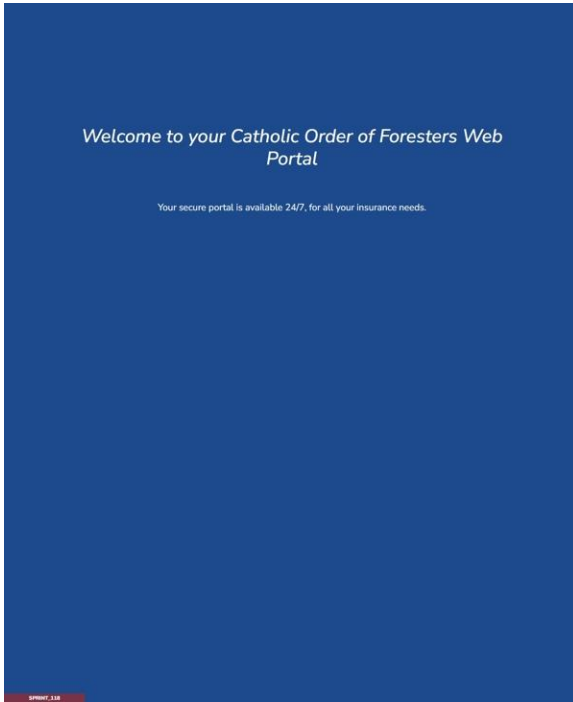


3. Complete Registration form:

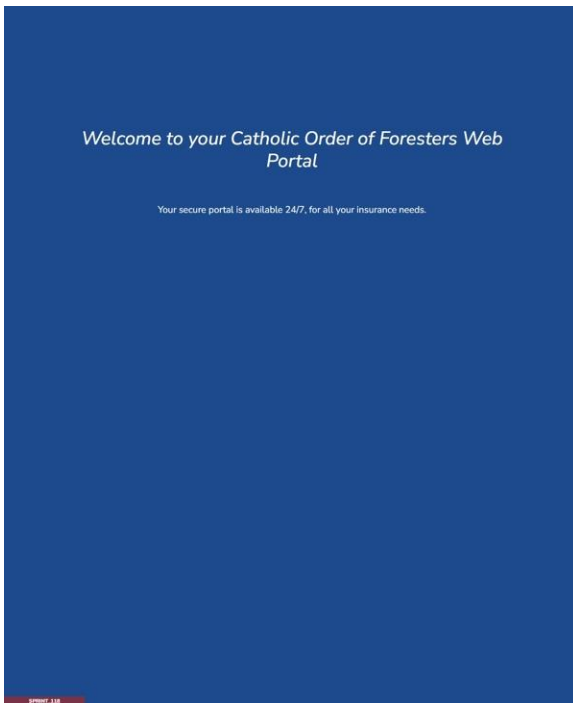
- First Name
 - Last Name
 - DOB
 - Policy Number (Exclude all leading zeroes)
 - SSN (last 4 Digits)
- Click "Submit"

The image shows a screenshot of a web portal. On the left, a dark blue vertical banner contains the text "Welcome to your Catholic Order of Foresters Web Portal" in white. On the right, the main content area is white and features the "CATHOLIC ORDER OF FORESTERS" logo at the top. Below the logo, the heading "Your Details" is followed by the instruction "Please complete your Personal Details below." The form includes five input fields, each with an asterisk indicating it is required: "First Name", "Last Name", "Date of Birth" (with a calendar icon), "Policy Number", and "Social Security Number". At the bottom of the form, there is a "Go to Login" button and a circular orange button with a white arrow pointing right.

4. Optional: Click "Privacy Policy" if you wish review the details.



5. Click "Next"



6. Confirm your details and Click "Next"

Welcome to your Catholic Order of Foresters Web Portal

CATHOLIC ORDER OF FORESTERS
A Catholic Charitable Society
EST. 1888 • 100% VOLUNTARILY SUPPORTED

Your Details
Please complete your Personal Details below:

First Name *

Middle Name

Last Name *

Back Next

7. Confirm your contact preferences and Click "Next".

If you need to change the email address prior to registration (such as you no longer have access to this email) please contact Home Office at (800)552-0145, M-Th 8am-4pm CT and F 8am-2:30pm CT. You may also change the email address for login once you have completed registration.

Welcome to your Catholic Order of Foresters Web Portal

CATHOLIC ORDER OF FORESTERS
A Catholic Charitable Society
EST. 1888 • 100% VOLUNTARILY SUPPORTED

Contact Preferences
Please complete your contact details below and tell us your communication preferences.

Do you need to change your email address?

Yes No

Email *

Mobile Phone *

Back Next

8. Set and Confirm your password then Click "Submit" to receive a verification email.

Welcome to your Catholic Order of Foresters Web Portal

Your secure portal is available 24/7, for all your insurance needs.

CATHOLIC ORDER OF FORESTERS
A CATHOLIC FORESTERS SOCIETY
LIFE INSURANCE SOCIETY SINCE 1882

Set Your Password

Please choose a password below.
Password must be a minimum of 10 characters, a maximum of 25 characters, and contain:

- at least one uppercase letter
- at least one lowercase letter
- at least one special character
- at least one number.

Choose password *

Confirm Password *

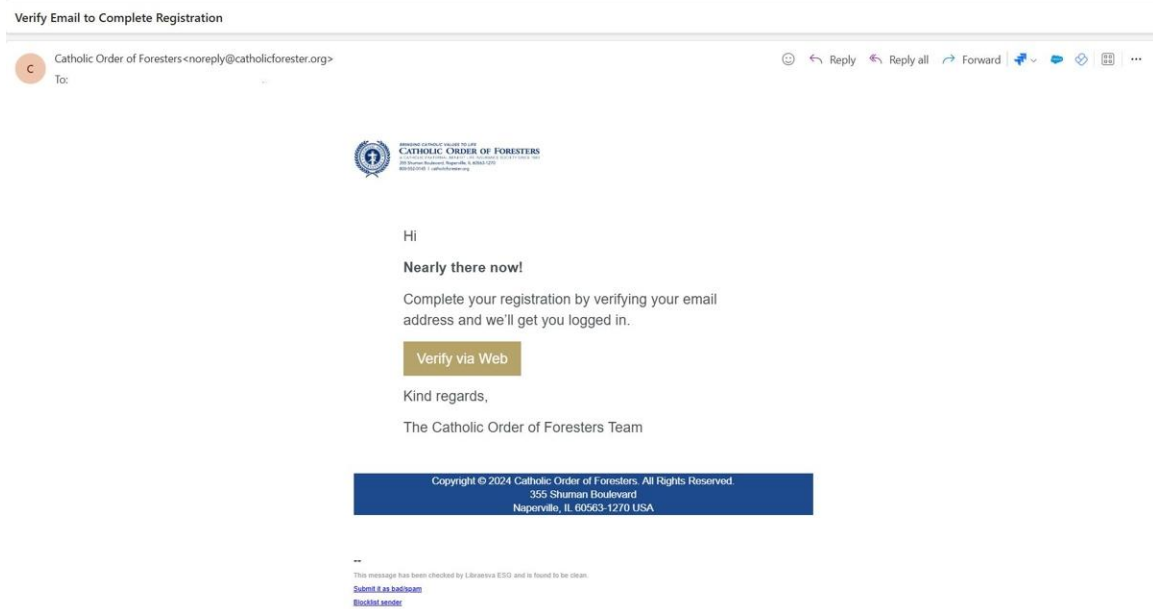
9. Confirmation of verification email being sent to either existing email or new email address.

Welcome to your Catholic Order of Foresters Web Portal

We've sent a verification link to your email address.
Please open the email and click the link to complete the registration process.

Can't find the email?
Don't forget to check your junk email folder and add us to your safe sender's list.

10. Receive Verification email and click on "Verify via Web".



11. Type in login credentials and Click "Login" to enter Member Portal.



12. Once logged in, you are presented with your policies.

The screenshot displays the 'My Policies' page for a user logged into the CATERBAC CRUISE website. The page features a blue header with the company logo and navigation links for 'My Policies', 'Documents', and 'Services'. On the right side of the header, there are links for 'Help/FAQ', 'My Messages', 'Profile', and 'Logout'. The main content area is titled 'My Policies' and contains a single policy card for 'Traditional Life'. The card lists 'Policy Number' and 'Plan' on the left, and 'Premium' and 'Frequency' on the right. Below this information is a 'Make Owner' label and three buttons: 'View Details', 'View Documents', and 'Submit Service Request'. To the right of the policy card is a large orange circle. The footer of the page includes a 'More Info' section with links for 'Contact Us', 'Privacy Policy', and 'Terms of Use', and a 'Follow Us' section with links for 'LinkedIn', 'Facebook', 'Twitter', and 'Instagram'.